

CTR Exam

2016



Council on Certification

1330 Braddock Pl #520

Alexandria, VA 22314

ctrexam.org

In 2016, 510 candidates challenged the NCRA CTR Exam [Figure 1]. Of these, 313 were first-time candidates; this group posted a 70% passing rate [Figure 2]. Overall, 292 of the 2016 candidates passed the exam, with a 37% pass rate for repeat candidates. There are currently nearly 5,300 CTR-credentialed professionals.

Eligibility Route: Eligibility requirements have not changed since 2010. In 2016, 36% of candidates selected eligibility Route A, and 64% selected Route B. This breakdown is similar to that of past years. Passing rates of candidates by Eligibility Route in 2016 were 51% for Route A and just over 60% for Route B.

Employer: The primary employer of 2016 candidates continued to be the hospital registry, at 70%. The second-largest employer in 2016 was central/state registries at ~11%.

Residency: Candidate registration – including repeat candidates – represented D.C. and every U.S. state, except for New Mexico, Rhode Island, and Wyoming. Additionally, 12 of the 2016 candidates were from other countries – 7 from Saudi Arabia, 6 from Canada, 3 from United Arab Emirates, 2 from Singapore.

Experience: Like past years, the majority (63.5%) of 2016 candidates had between one and five years of experience. About 22% of candidates had less than one year of experience.

Academic level: In 2010, Route 1 was eliminated, requiring all candidates to have at least an Associate’s Degree to be eligible to take the exam. Education levels of 2016 candidates were similar to those of past years: associate degree holders at 37%, bachelor’s degree at 36%, masters at 10% and PhD at less than 1%.

Content Outline: The domains of the 2015 CTR Exam were based on the Job Analysis survey conducted in 2012. The six content areas and breakdown for the 225-item examination are:

I. Data Collection

Open Book (45 items)

A. Case Finding

B. Abstracting / Coding

Closed Book (78 items)

A. Case Finding

B. Abstracting / Coding

C. Follow-up, Survivorship & Outcomes

II. Data Quality Assurance (23 items)

III. Analysis and Data Usage (27 items)

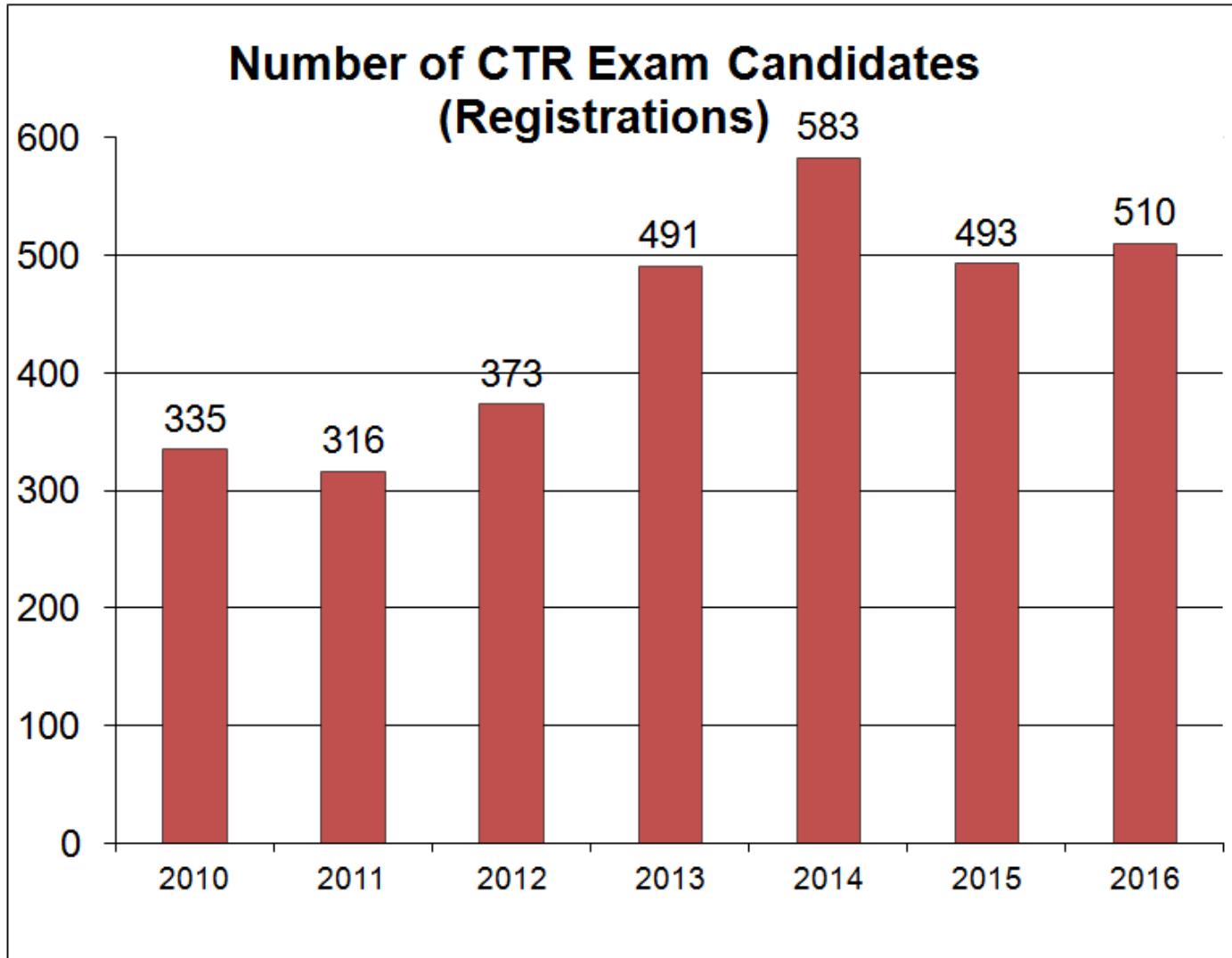
IV. Operations & Management (18 items)

V. Cancer Committee and Conference (23 items)

VI. Activities Unique to Centralized Registries (11 items)

Passing Score: There were multiple test forms administered during 2016. The equitable cut score of 160 was established for one exam version and 162 for the other using the Angoff Method – the most commonly used standard setting method among criterion-referenced tests. Candidates who correctly answered at or above the passing score were certified.

Figure 1. Number of CTR Exam candidates each year.



The Eligibility Routes transition, which began in 2008 and ended in 2010, established an education minimum of an Associate's Degree for all candidates.

Figure 2. Performance: Pass Rates by First-Time Test Takers

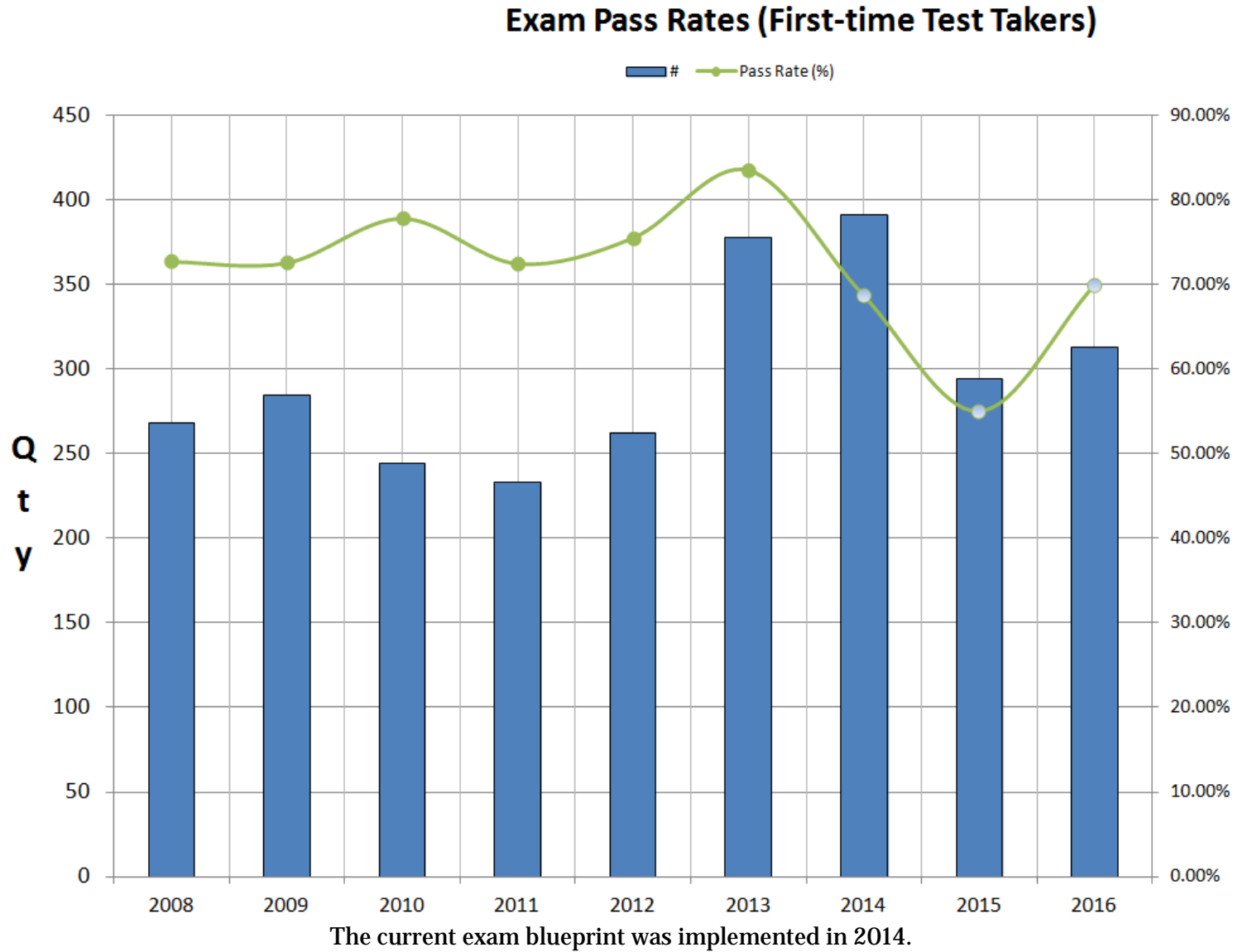


Figure 3. Performance: Pass Rates by Candidate Type (2010-2016)

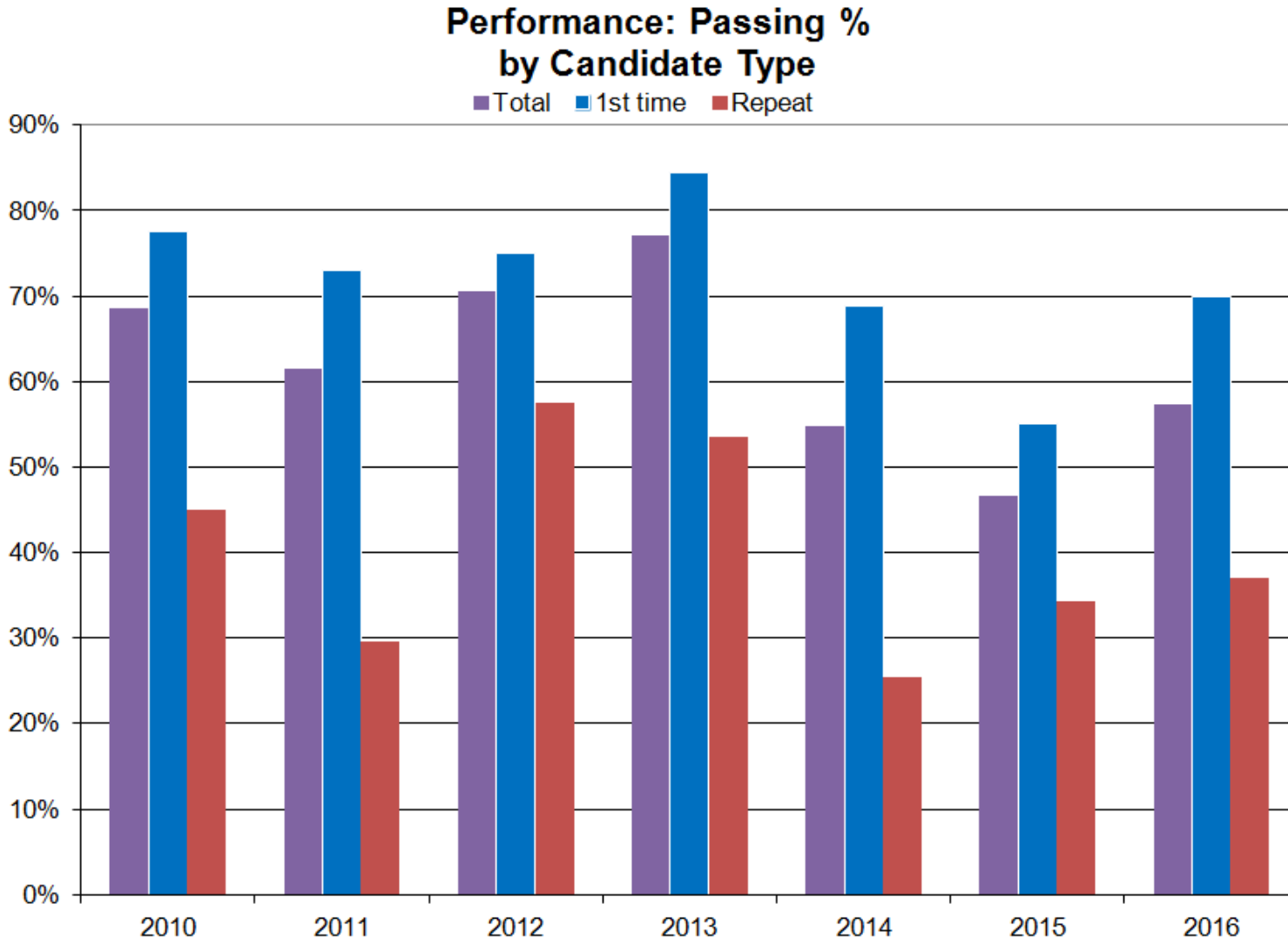


Figure 4. Candidate Eligibility Route Selection (2011 - 2016)

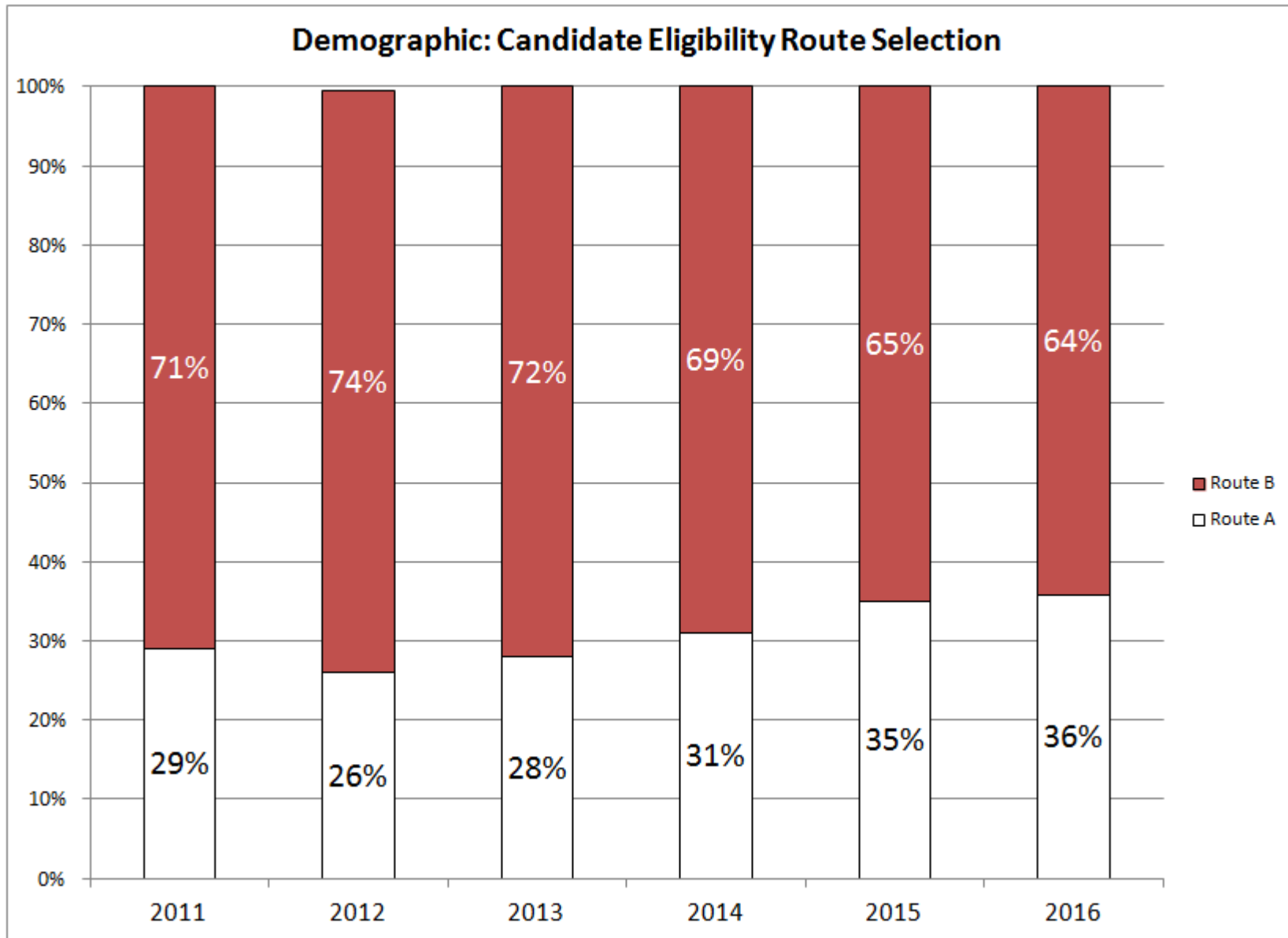
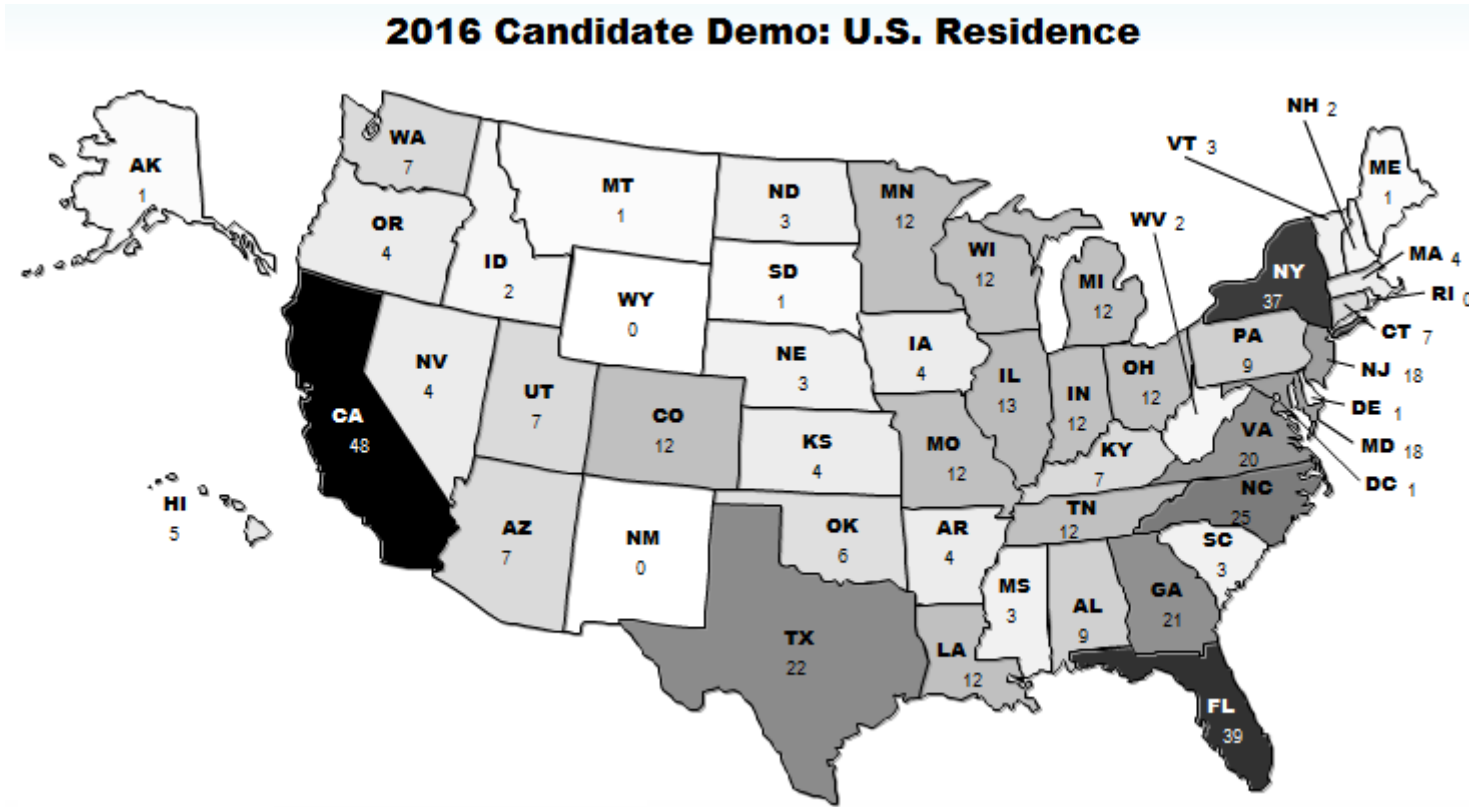


Figure 5. Demographic: Candidate Residence



[MAP total = 492]

PLUS: Saudi Arabia (7), Canada (6), United Arab Emirates (3) and Singapore (2).