

CTR Exam

2017



Council on Certification

1330 Braddock Pl #520

Alexandria, VA 22314

ctrexam.org

In 2017, 477 candidates challenged the NCRA CTR Exam [Figure 1]. Of these, 281 were first-time candidates; this group posted a 64.8% passing rate [Figure 2]. Overall, 250 of the 2017 candidates passed the exam, with a 35% pass rate for repeat candidates. There are currently over 5,300 CTR-credentialed professionals.

Eligibility Route: In 2017, 42% of candidates selected eligibility Route A, and 58% selected Route B. This breakdown is similar to that of past years. Passing rates of candidates by Eligibility Route in 2017 were 51% for Route A and 54% for Route B. (Eligibility requirements have not changed since 2010.)

Employer: The primary employer of 2017 candidates continued to be the hospital registry, at 69%. The second-largest employer in 2017 was central/state registries at ~10%.

Residency [Figure 5]: Candidate registration – including repeat candidates – represented Puerto Rico and every U.S. state, except for Alaska, Iowa, Idaho, North Dakota, and Nevada. Additionally, 7 of the 2017 candidates were from other countries – Canada, India, Saudi Arabia and South Korea.

Experience: Like past years, the majority (61.6%) of 2017 candidates had between one and five years of experience. A total of 26% of candidates had less than one year of experience.

Academic level: Education levels of 2017 candidates were similar to those of past years: associate degree holders at ~40%, bachelor's degree at 32%, masters at 8% and PhD at more than 2%. (In 2010, Route 1 was eliminated, requiring all candidates to have at least an Associate's Degree to be eligible to take the exam.)

Content Outline: The domains of the 2017 CTR Exam were based on the Job Analysis survey conducted in 2012. The six content areas and breakdown for the 225-item examination are:

I. Data Collection

Open Book (45 items)

A. Case Finding

B. Abstracting / Coding

Closed Book (78 items)

A. Case Finding

B. Abstracting / Coding

C. Follow-up, Survivorship & Outcomes

II. Data Quality Assurance (23 items)

III. Analysis and Data Usage (27 items)

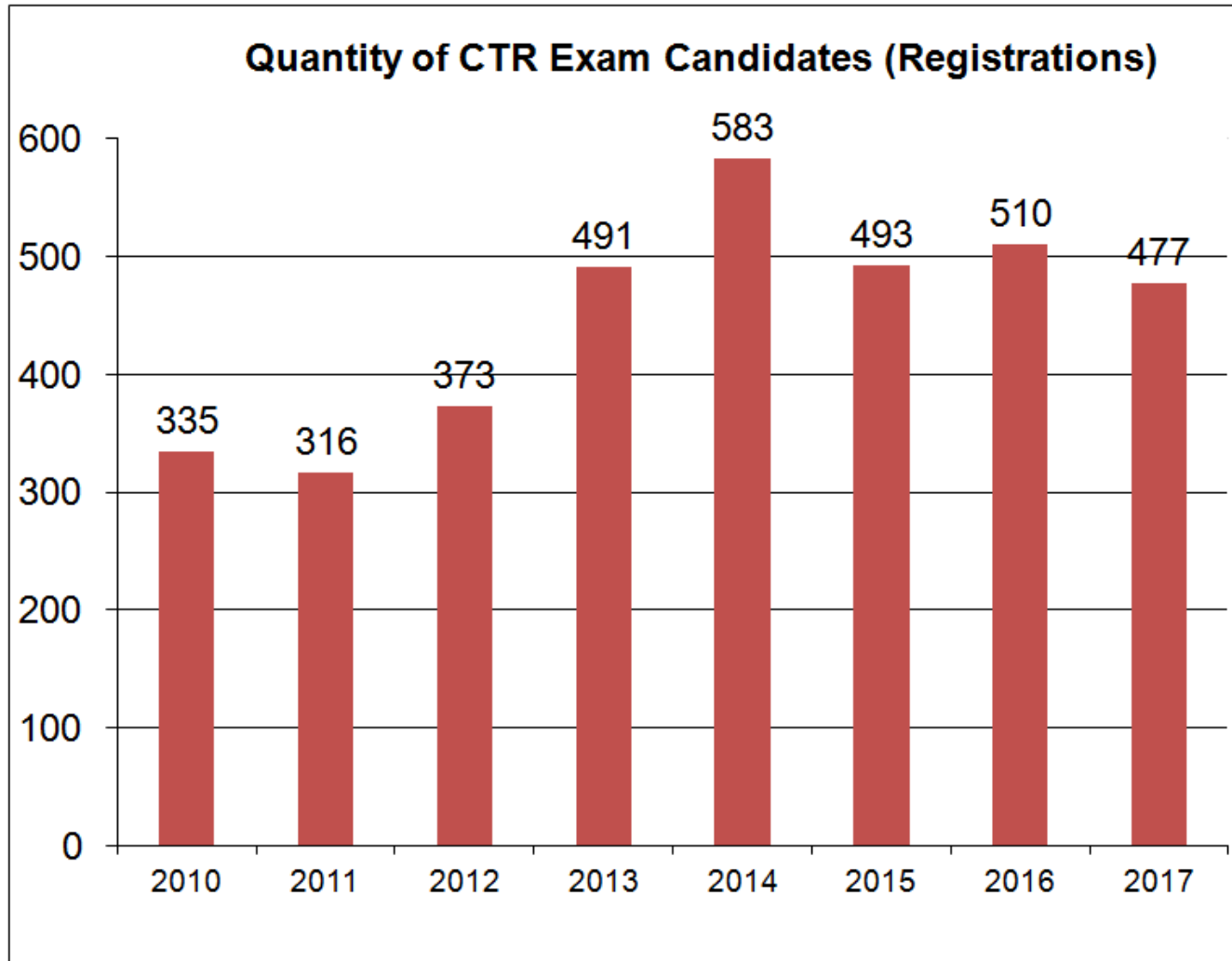
IV. Operations & Management (18 items)

V. Cancer Committee and Conference (23 items)

VI. Activities Unique to Centralized Registries (11 items)

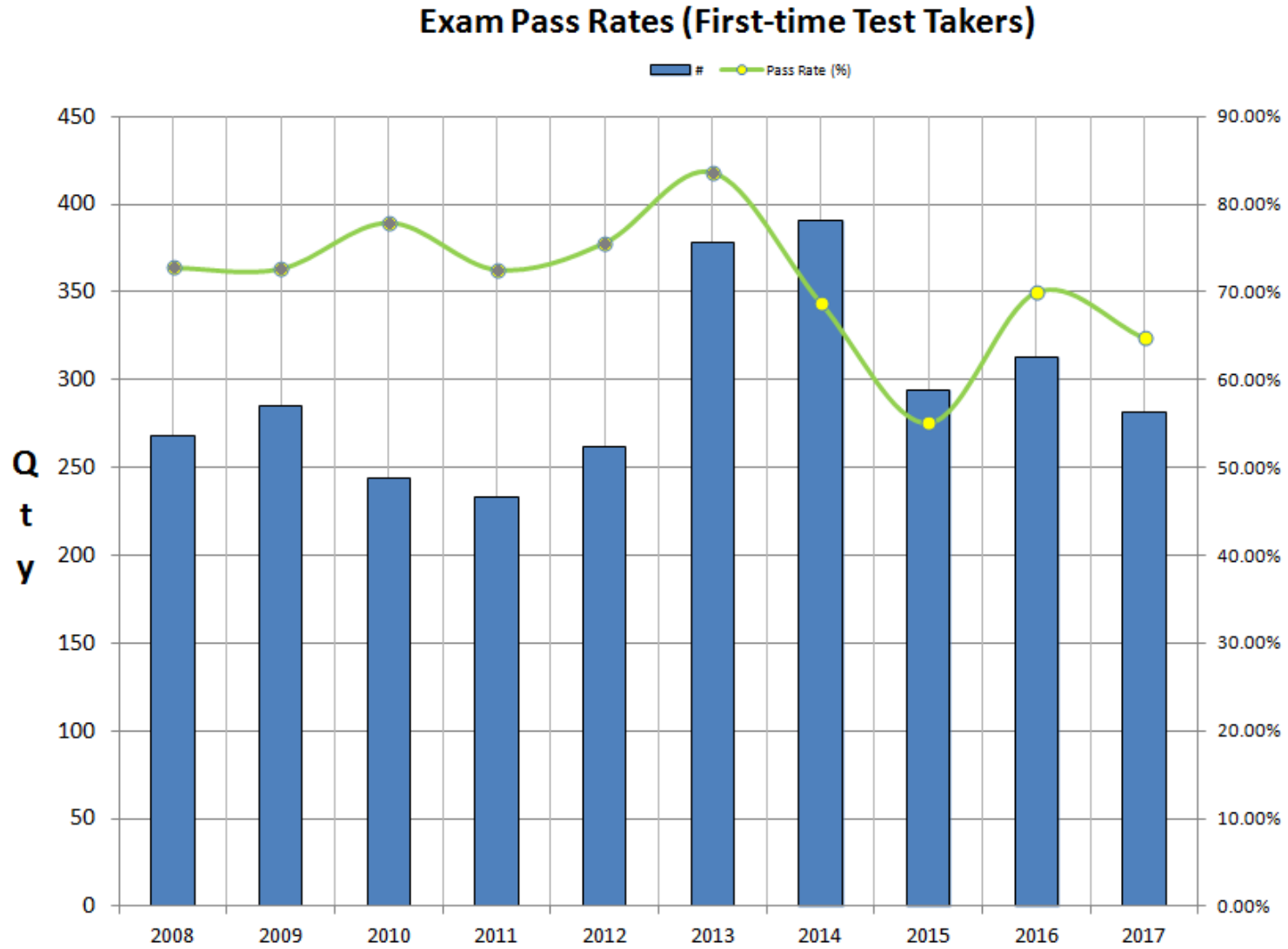
Passing Score: There were multiple test forms administered during 2017. The equitable cut score of 154 was established for one exam version and 156 for the other using the Angoff Method – the most commonly used standard setting method among criterion-referenced tests. Candidates who correctly answered at or above the passing score were certified.

Figure 1. Number of CTR Exam candidates each year.



The Eligibility Routes transition, which began in 2008 and ended in 2010, established an education minimum of an Associate's Degree for all candidates.

Figure 2. Performance: Pass Rates by First-Time Test Takers



The current exam blueprint was implemented in 2014.

Figure 3. Performance: Pass Rates by Candidate Type (2010-2017)

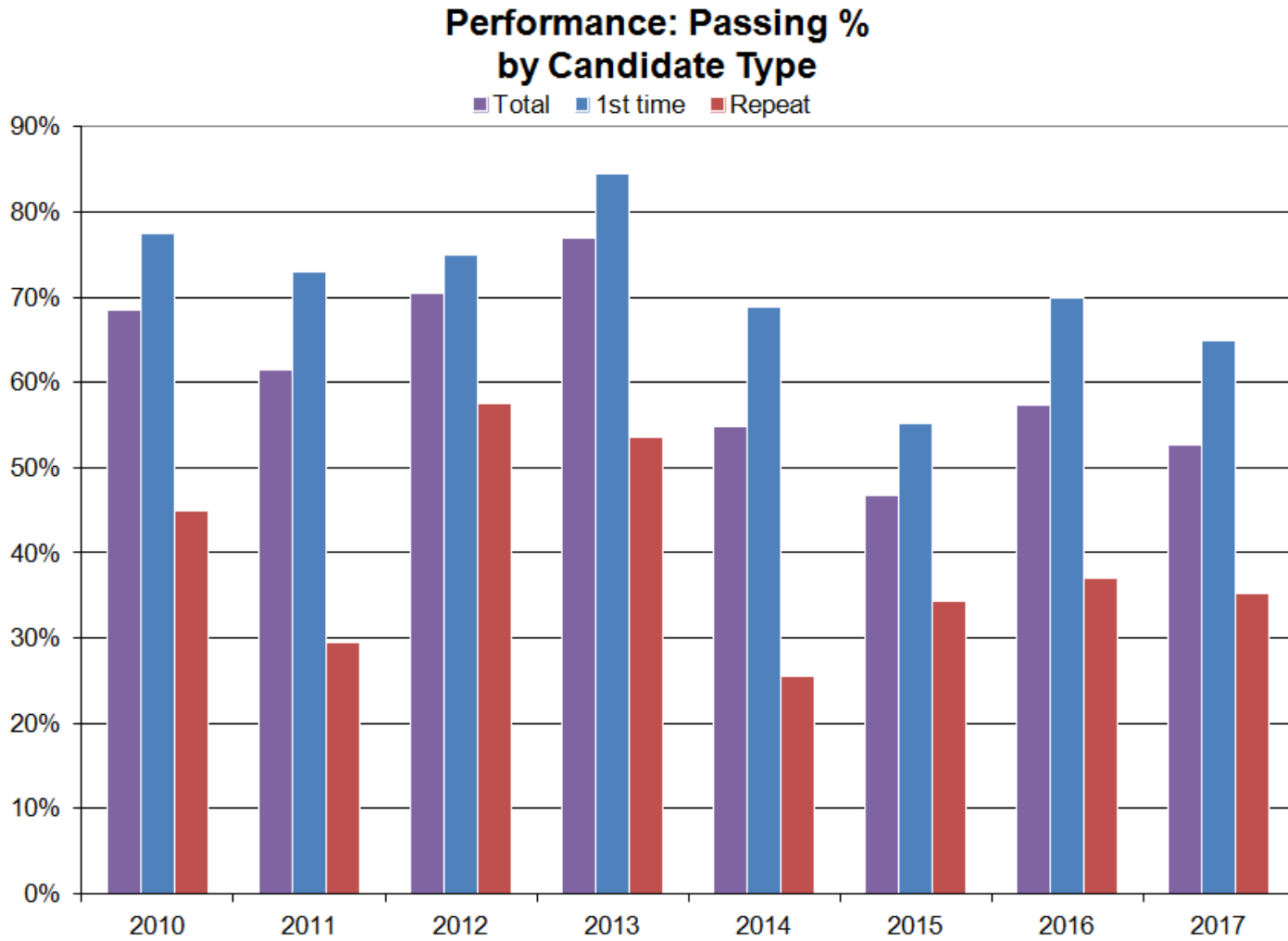


Figure 4. Candidate Eligibility Route Selection (2011 - 2017)

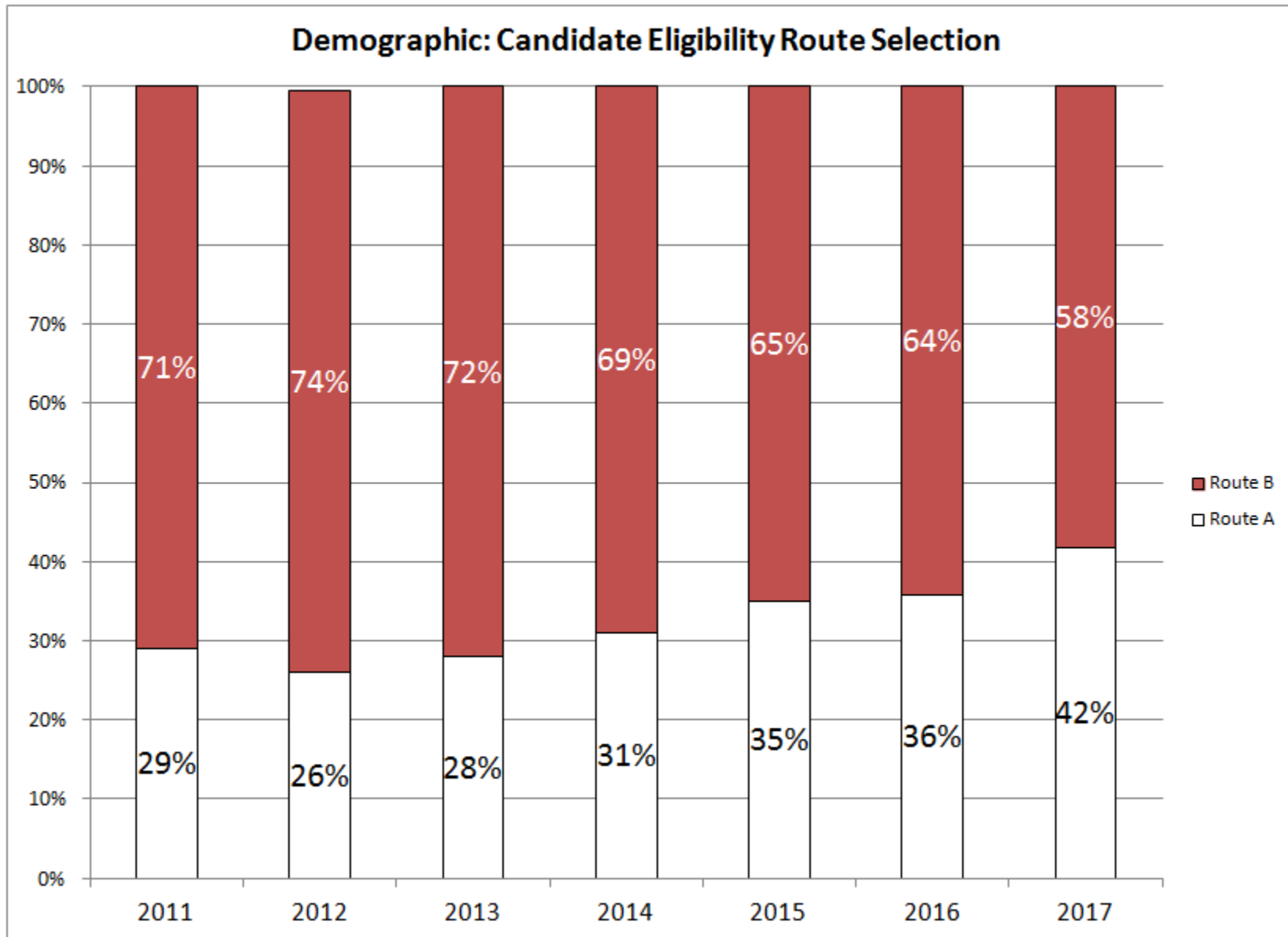
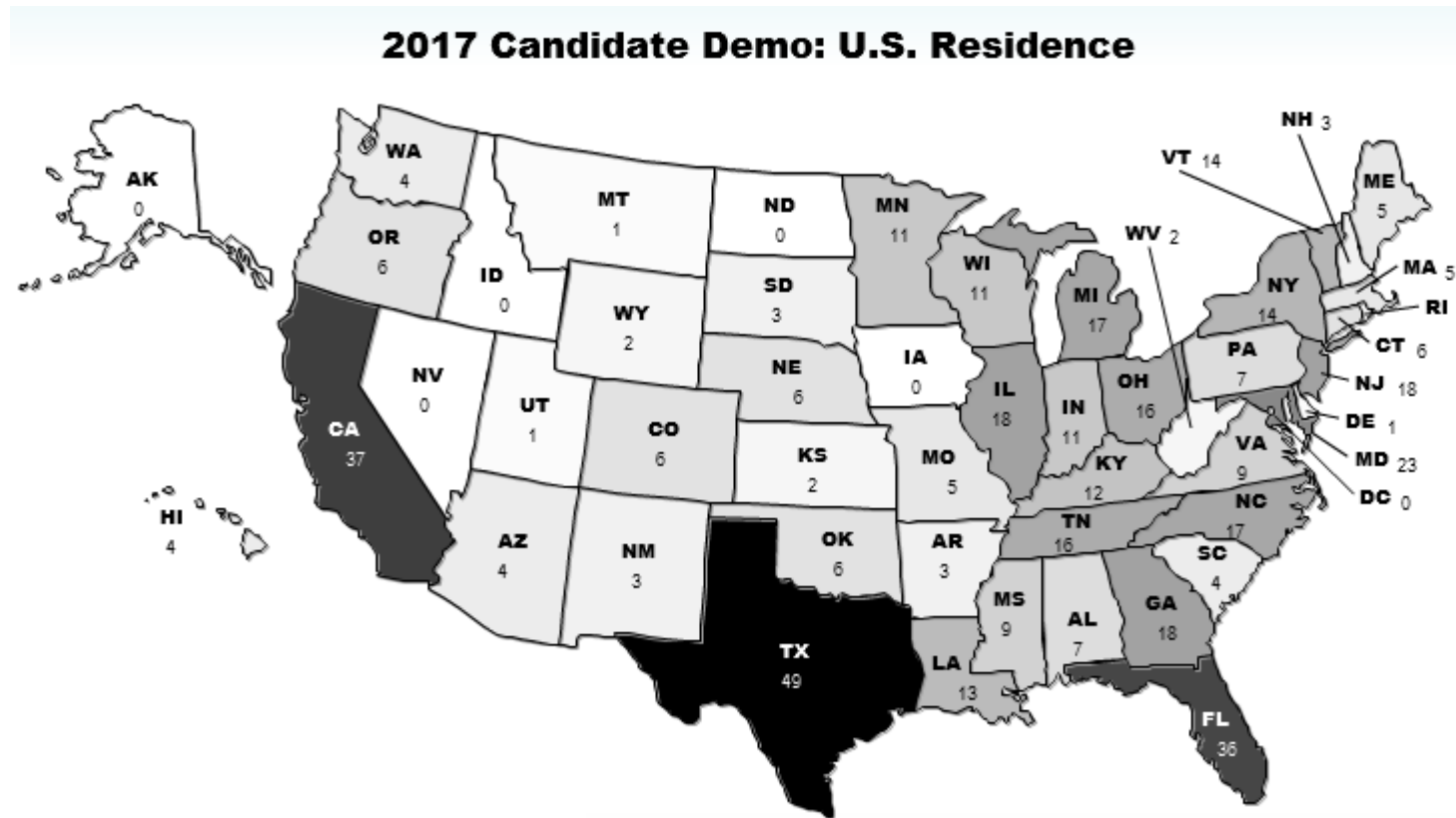


Figure 5. Demographic: Candidate Residence



[MAP total = 466]

PLUS: Puerto Rico (4), Saudi Arabia (3), India (2), South Korea (1), and Canada (1)